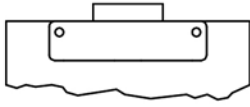


Recommended PC Board Layout

Right Angle, Narrow Footprint
Standard Polarization



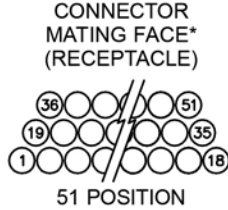
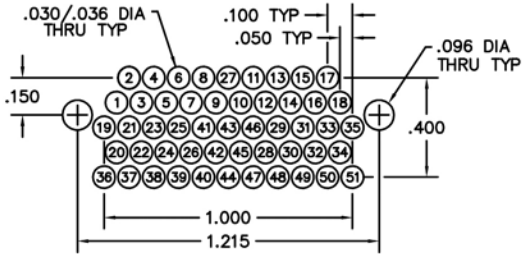
CONNECTOR MATING FACE



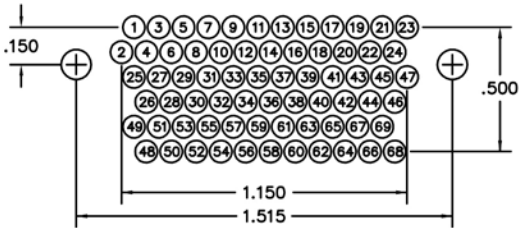
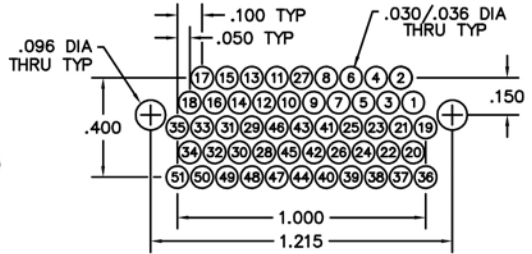
PC BOARD LAYOUT
COMPONENT SIDE

PLUG
PC BOARD LAYOUT
COMPONENT SIDE

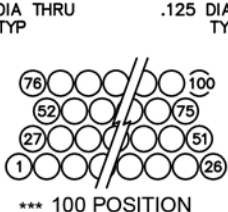
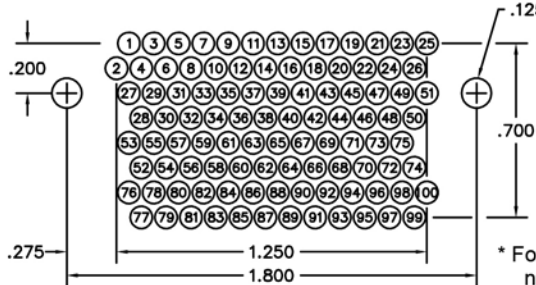
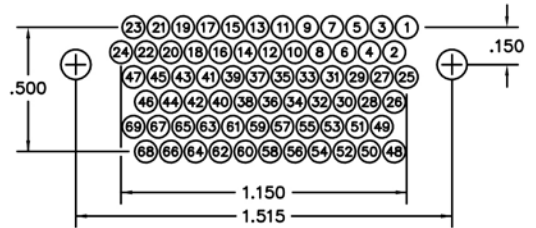
RECEPTACLE
PC BOARD LAYOUT
COMPONENT SIDE



51 POSITION

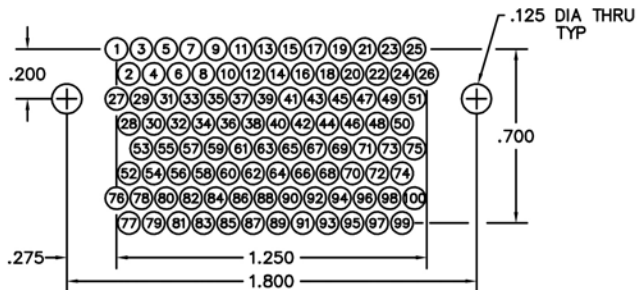
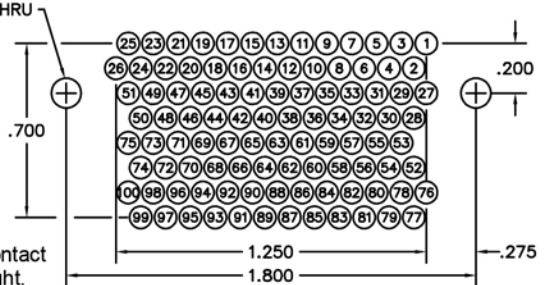


** 69 POSITION



*** 100 POSITION

* For pin (plug) connectors, the contact numbers are reversed left to right.



Mil-Spec Footprint

For Mil-Spec footprint, use "Option" -94P

** = 69 and 100 positions not available in low profile (MS, MR)
*** = 100 position not available in thru-cut body style (R, S)