

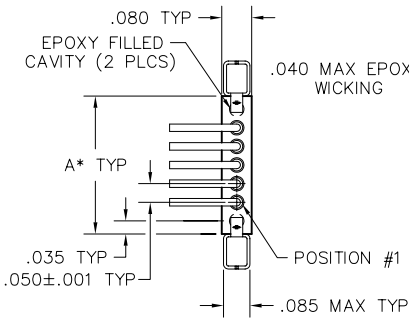
1 • ROW Strip Connectors Board to Cable

.050"

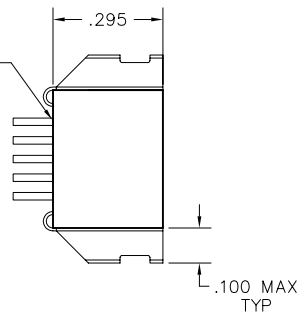
MA-1

MA-141-004-261-A03WS

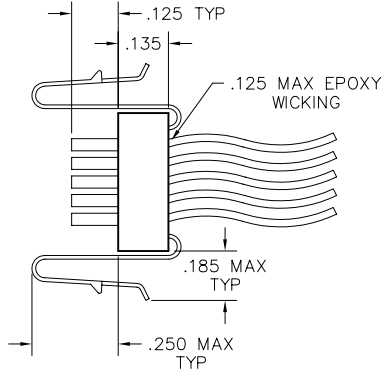
2 thru 60 Contacts



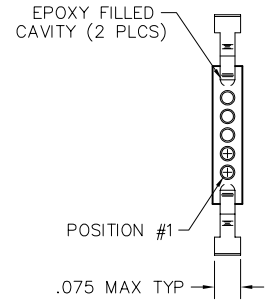
TERMINATION VIEW



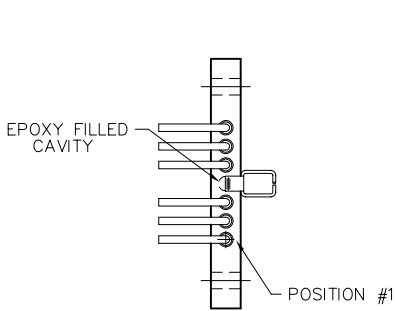
PLUG



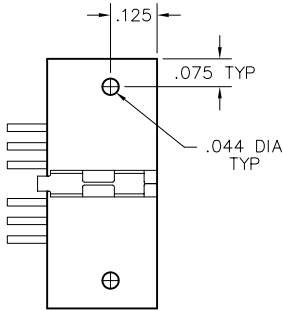
RECEPTACLE



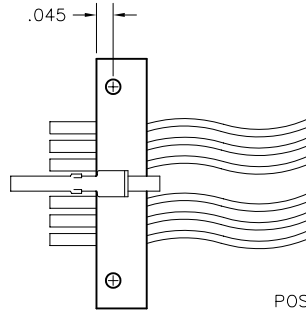
TERMINATION VIEW



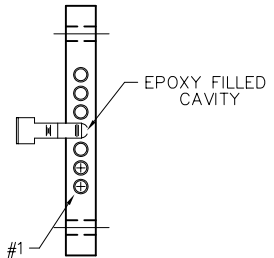
TERMINATION VIEW



PLUG



RECEPTACLE



TERMINATION VIEW

OPTIONAL MOUNTING HOLES

DIMENSIONS

To determine connector length (Dim "A"):
 Multiply the number of cavities in one row by .050" " "
 Add fixed end lengths (constant, .010" x 2) 0.02" "
 Add .150" for each mounting hole " "
 Total Length: " "

Notes:

Length over 2" may require support to insure alignment.
 When using one lock screw, use centermost available hole.
 * = Maximum length is 3.020". Maximum number of contacts must be reduced to accommodate hardware and mounting holes.