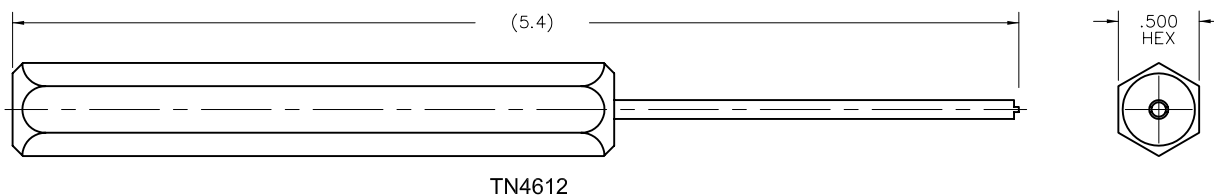
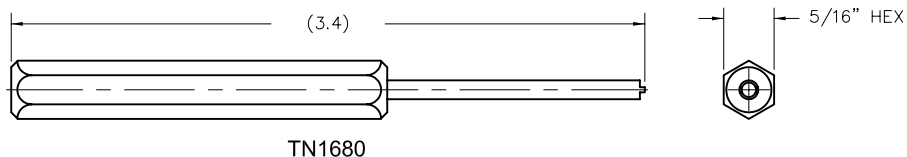


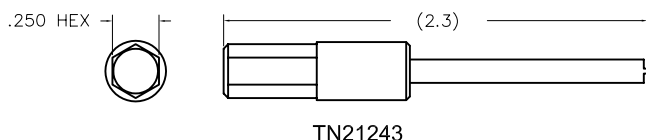


## Accessories

### Nut Spanner Wrenches



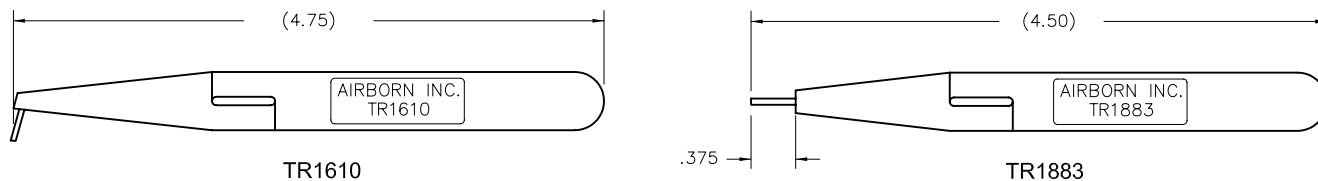
USING EITHER OF THE SPANNER WRENCHES SHOWN ABOVE, GUIDE SETS MAY BE REMOVED AND REPOSITIONED IN ANY OF THE 64 POLARIZING POSITIONS. REFER TO PAGE WA-18 FOR POLARIZATION CHART.  
 CAUTION: WHEN POLARIZED POSITIONS ARE CHANGED, APPLY LOCTITE 242® TO THREADS.  
 IF SPANNER NUTS ARE DIFFICULT TO REMOVE DUE TO HARDENED LOCTITE®, APPLY HEAT (300° F) TO NUT AREA FOR ONE HOUR AND REPEAT REMOVAL OPERATION.



THE 1/4" DRIVE SPANNER WRENCH ABOVE IS DESIGNED FOR USE IN TORQUE WRENCHES

## Accessories

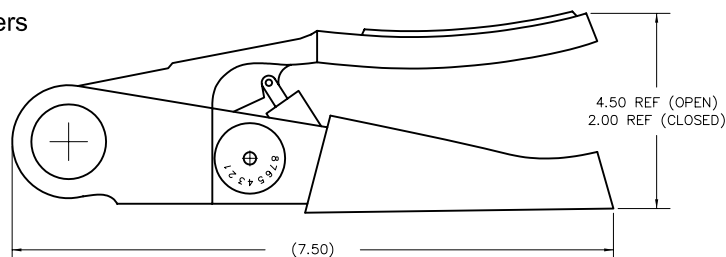
### Insertion & Removal Tools



## Accessories

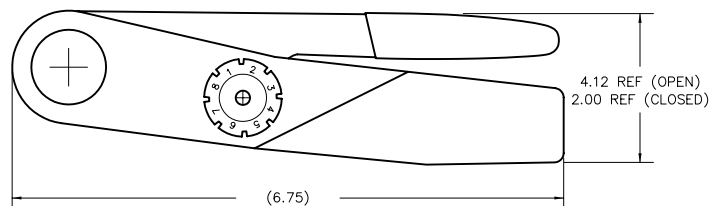
### Crimp Tools & Positioners

**TC2963 - CRIMP TOOL**  
 REF M22520/2-01  
**TP1696 - POSITIONER**  
 REF M22520/2-06  
 (REF ASTRO TOOL CORP.)



**INSULATION STRIPPING**  
 EXPOSE .135/.145 BARE WIRE LENGTH FOR INSERTION INTO CONTACT.

**TC1652 - CRIMP TOOL**  
 REF M22520/2-01  
**TP1653 - POSITIONER**  
 REF M22520/2-06  
 (REF DANIELS MFG. CORP.)



TOOL SELECTION TABLE		
CONTACT	TOOL NO.	POSITIONER
WTK2222PA		TP1985
WTK2222S	TC1652 OR TC2963	TP1653 OR TP1696
WTK2220S657		TP2435