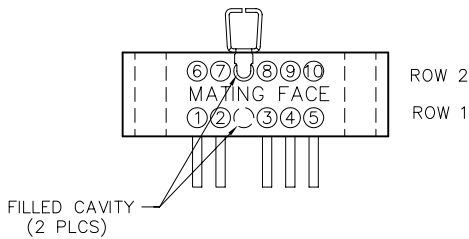
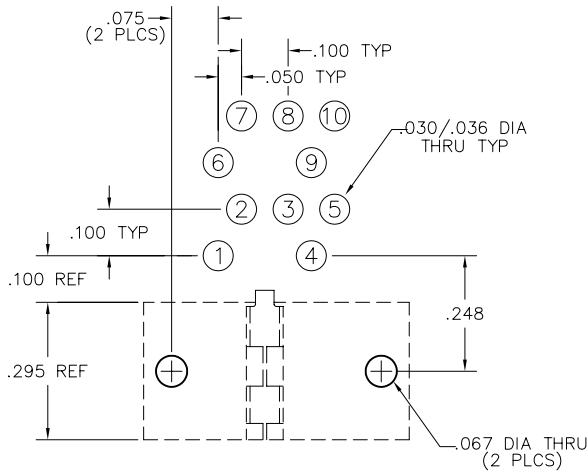


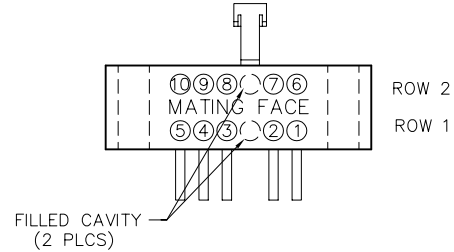
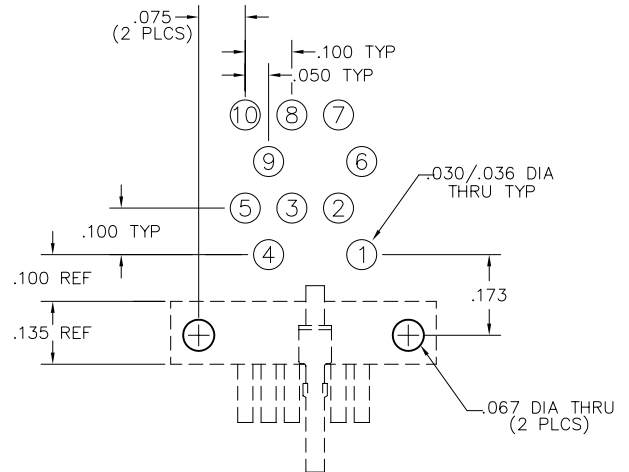
Board mount connectors, right angle offset (.100") with mounting holes. Side mount latch, centered.

Note: Side mount latch will always be in row #2 of connector. Not recommended on row #1 for board mount applications.

(10 electrical positions, 2 mechanical positions)



PLUG
MA-271-010-325-ABC00

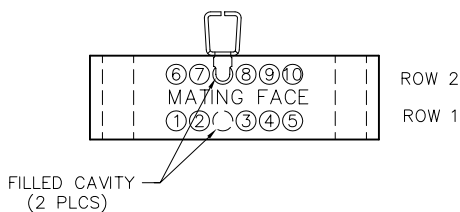


RECEPTACLE
MA-281-010-435-ALC00

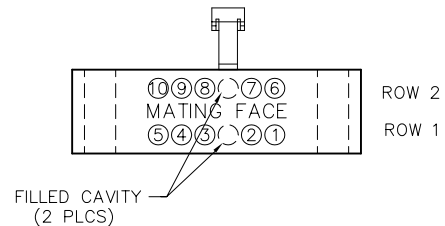
Crimped wire connectors, straight with mounting holes. Side mount latch, centered.

Note: Side mount latch will always be in row #2 of connector.

(10 electrical positions, 2 mechanical positions)



PLUG
MA-211-010-161-ABCWA



RECEPTACLE
MA-221-010-261-ALCWA

WIRE CONNECT CHART

1 — BLK	6 — GRN
2 — BRN	7 — BLU
3 — RED	8 — VIO
4 — ORN	9 — GRY
5 — YEL	10 — WHT